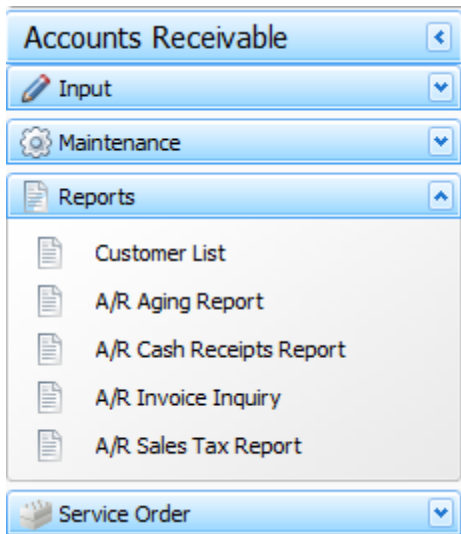




A/R Invoice Inquiry

The report allows you to access all invoice information pertaining to a customer's invoice(s) including invoice number, date, amount, salesman and any payments applied to that invoice.

From the Main Menu (Account Receivable > Reports > AR Invoice Inquiry)



A/R Invoice Inquiry - RUSHING MECHANICAL CONTRS.,INC - ManagedTemplate

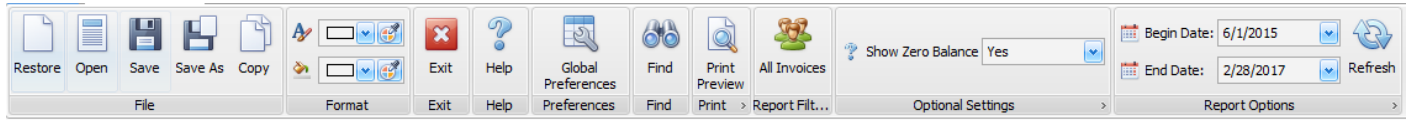
Program Menu: Restore, Open, Save, Save As, Copy, Format, Exit, Help, Preferences, Find, Print, Report Fil...

Optional Settings: Show Zero Balance Yes

Report Options: Begin Date: 1/1/2015, End Date: 2/28/2017, Refresh

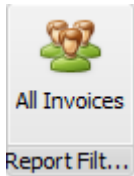
Account	Account Name	Control Account	Customer Account	Customer Name	Invoice Number	Job	Invoice Date	Payment Amount	Invoice Amount	Balance
120000	ACCOUNTS RECEIV...									
120200	CONTRACT BILLINGS									
120000		120000	BIOMECH	ZC - Bio Mechanics	002015010102	BIOMECH	1/1/2015	125.00	125.00	
120000		120000	BURJOI	Burger Joint	002015010103	BURJOI	1/1/2015	120.00	120.00	
120000		120000	CERINC	Cerfit Inc.	002015010104	CERT01	1/1/2015	212.50	212.50	
120000		120000	METR09	I.O. Metro / Ridgeway	002015010108	METR09	1/1/2015	200.00	200.00	
120000		120000	MILANO	ZC - Milano's	002015010109	MILANO	1/1/2015	150.00	150.00	

The A/R Invoice Inquiry ribbon allows you customize your report.

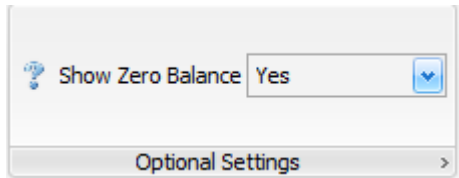


Below are the report specific ribbon functions separated out to help you use the filters to best fit your needs:

Report Filter: Allows you to see all invoices within the specified date range chose in Report Options.



Optional Settings: Allows you to choose to show only invoices with a zero balance or only invoices with a remaining balance.



Report Options: Allows you to specify a chosen date range.

